



GUIDED DOLORCLAST® THERAPY

THE HOLISTIC SOLUTION IN MUSCULOSKELETAL PAIN THERAPY

Dear Doctor,

Like many of your peers, you probably face an increasing number of patients suffering from musculoskeletal disorders. Pain and reduced mobility affect their daily quality of life and often impact their ability to work. Managing such pathologies is challenging. Recognising the growing need for scientifically proven therapies, we are excited to introduce you to Guided DolorClast® Therapy (GDT) now available at our practice – a successful, safe, and clinically proven non-invasive approach to swiftly alleviate pain and restore mobility in your patients.

ONE NON-INVASIVE SOLUTION FOR MANY INDICATIONS

GDT is a new non-invasive treatment concept, addressing 90% of the patients suffering from a musculoskeletal disorder. This comprehensive therapy has demonstrated significant efficacy in treating a variety of conditions, including but not limited to:

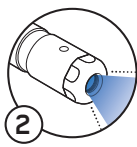
- ▶ Upper and lower back pain
- ▶ Knee osteoarthritis
- ▶ Tennis elbow / Golfer's elbow
- ▶ Rotator cuff tendinopathy
- ▶ Adhesive capsulitis
- ▶ Patella top syndrome
- ▶ Achilles tendinopathy
- ▶ Plantar fasciopathy

6 STEPS, 1 GOAL: GET PATIENTS ON THE MOVE

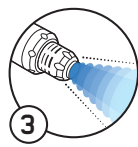
GDT assesses the pathology, treats it with DolorClast® High-Power Laser and/or DolorClast® Radial or Focused shock waves, and combines it with prescribed rehabilitation exercises to guide patients towards recovery.



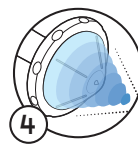
1
ASSESS
AND ENGAGE



2
DOLORCLAST®
HIGH POWER LASER



3
DOLORCLAST®
RADIAL SHOCK WAVES



4
DOLORCLAST®
FOCUSED SHOCK WAVES



5
REHABILITATE



6
FOLLOW
UP



SCAN THE CODE TO FIND 40
OTHER INDICATIONS GDT CAN
TREAT & REFERENCE STUDIES



GUIDED DOLORCLAST® THERAPY

THE HOLISTIC SOLUTION IN MUSCULOSKELETAL PAIN THERAPY

THE CLINICAL EVIDENCE SAYS IT ALL

Clinical evidence overwhelmingly supports the efficacy and safety of GDT. The therapy activates the self-healing process precisely where pain occurs, eliminating the need for invasive procedures or medications. The scientific foundation is robust, with GDT delivering:

- ▶ Decrease the amount of Substance P to reinforce the analgesic effect and reduce the neurogenic inflammation. (HAUSDORF ET AL., Brain Res 2008a; 1207:96-101 / MAIER et al., 2003.)
- ▶ Decrease the amount of Prostaglandin E2, so reducing the acute inflammation. (BJORDAL, J M et al., British journal of sports medicine; 2006; vol. 40,1.)
- ▶ Increase the expression of growth factors (VEGF, eNOS, PCNA, etc.) activating the angiogenesis and stimulating the blood circulation to foster the healing process. (HOFMANN et al., J Trauma 2008; 65:1402-1410 / CONTALDO ET AL., Microvasc Res 2012; 84:24-33 / KISCH ET AL., J Surg Res 2016; 201:440-445)
- ▶ Activate mesenchymal stem cells to repair damaged muscles fibres and tendons and stimulate cartilage and bone healing. (MATTYASOVSKY ET AL., J Orthop Surg Res. 2018; 13: 75 / WANG ET AL., J Surg Res 2012;178:196-205 / ZHANG ET AL., Stem Cell Res Ther. 2018;9:5422)
- ▶ Inhibit pain nociceptors to create a strong and immediate analgesic effect. (MEZAWA, S et al., Archives of oral biology; 1988; vol. 33,9.)

We encourage you to be a game-changer in your patients' lives by recommending Guided DolorClast® sessions to your patients. This revolutionary therapy has consistently demonstrated its ability to significantly improve the quality of life for individuals suffering from musculoskeletal disorders.

Should you wish to explore GDT further or have any inquiries, please do not hesitate to reach out to us. Together, we can usher in a new era of pain relief and mobility restoration for your patients.

**BE THE GAME-CHANGER IN YOUR PATIENTS' LIVES
– PRESCRIBE GDT SESSIONS!**

WWW.EMS-DOLORCLAST.COM.AU

FACEBOOK: SWISSDOLORCLASTANZ INSTAGRAM: EMS_DOLORCLAST_OCEANIA LINKEDIN: EMS-DOLORCLAST-OCEANIA EMAIL: INFO@EMS-OCEANIA.COM

Practice Stamp

